

# Pest Management Systems to Control Rodents in and around Packing Sheds

## Trap type



Inside type

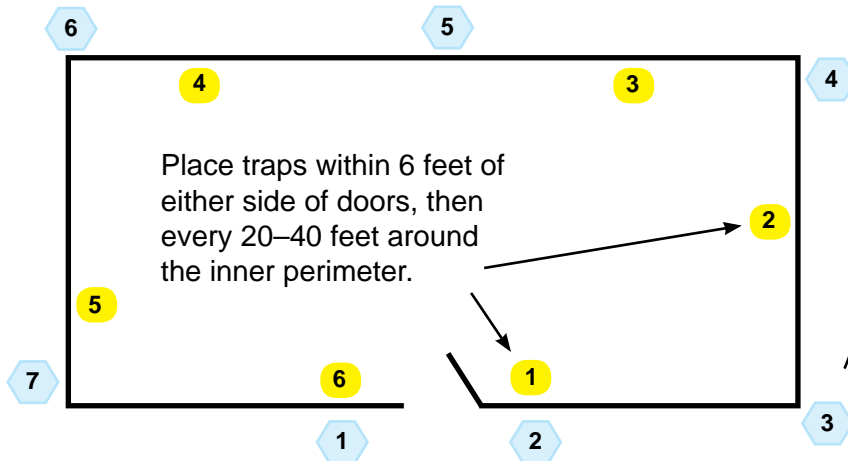


Outside type

Give each device a unique number and record it on the pest management map. Check all devices regularly (weekly is best).

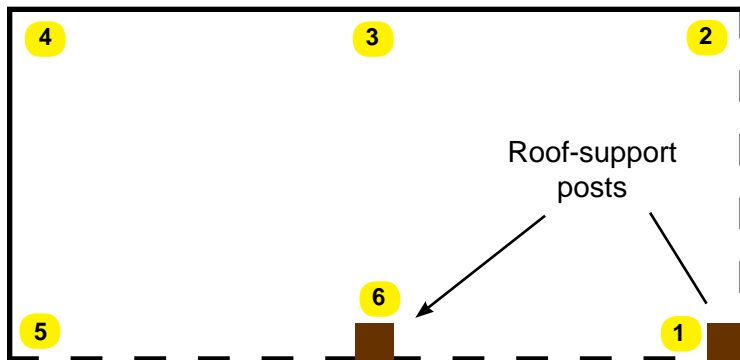


## Totally enclosed shed (both inside and outside type traps)

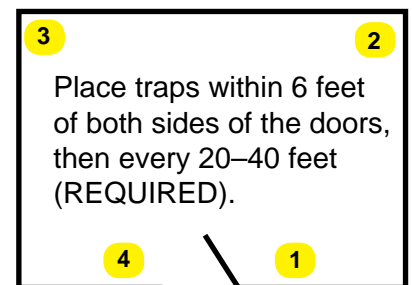


Outside bait stations or live traps should be positioned at 50–100-foot intervals around the perimeter of the building and within 6 ft of either side of entry doors. Bait stations or live traps along a fence-line should be positioned at 100–200-foot intervals.

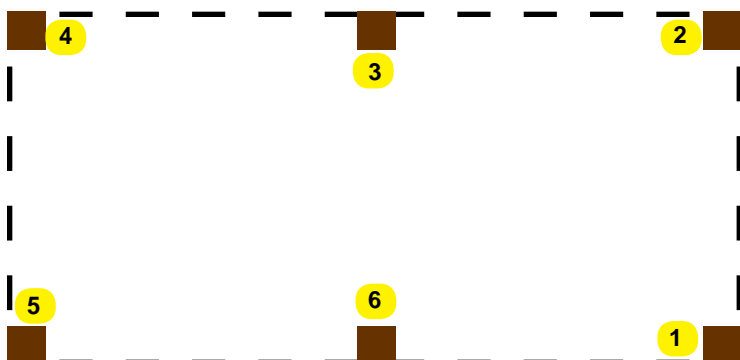
## Partially enclosed shed (inside type traps only)



## Walk-in chiller (inside type traps only)



## Totally open shed (inside type traps only)



This is CTAHR Food Safety and Technology publication no. 34, Jan. 2009. Find it on the Web at [www.ctahr.hawaii.edu/oc/freepubs/pdf/FST-34.pdf](http://www.ctahr.hawaii.edu/oc/freepubs/pdf/FST-34.pdf). Contributors: Jim Hollyer, Luisa Castro, Albert Louie, Lynn Nakamura-Tengan, Vanessa Troegner Spacing advice is based on Primuslabs.com audit. Funding was provided by the Hawai'i Department of Agriculture and the Hawaii Farm Bureau Federation.



**College of Tropical Agriculture and Human Resources**  
University of Hawai'i at Mānoa

# Pest Management Systems to Control Rodents in and around Packing Sheds

## Types of rodent traps and bait stations

**Read the label first** for safety information and to learn how properly to use these products.

### Electric trap (for use inside or outside of the facility)

This is a reusable trap that delivers a lethal dose of electricity to rodents when they try to get the bait inside and come into contact with two electrodes located either at the entrance or between the entrance and the bait. The electrodes are housed in an insulated or plastic box to prevent accidental injury to pets and humans. The trap usually has an indicator light telling you when it has caught a rodent. You don't need to touch the dead rodent to dispose of it; just open the lid and dump out the dead rodent.



### Glue trap (for use inside the facility)

This trap contains a natural or synthetic adhesive applied to a cardboard or plastic strip or tray. Rodents are caught in the sticky glue. These are used for rodent control indoors, because moisture and dust outdoors will make the adhesive ineffective. A bait can be placed in the center, or the manufacturer may add an attracting scent to the adhesive. These traps are not toxic to humans.



### Live trap (for use inside or outside of the facility)

Any trapping device that captures rodents without killing them is considered a live trap. However, any trapped animal can die in a trap if it is not released in a timely manner. Food bait (not poisoned) is put in the trap. When a rodent enters the trap and moves toward the bait, a mechanism triggers a door that closes over the entry. The rodent is caught alive and without injury. The animal can be transported and released elsewhere.



### Bait station (for use outside of the facility only)

This is a plastic box that contains a rodent bait. Rodents enter the bait station, eat the bait, and leave. Then, when they drink water, the rodenticide breaks down the animal's stomach wall, causing internal bleeding and resulting in its death.

Rodent baits are useful to rid your farm, greenhouse operation, or packing shed of mice and rats. These products are usually in the form of powders or pellets that have no odor or smell but are very poisonous to rodents. Most rodenticides sold over-the-counter contain brodifacoum, chlorophacinone, diphacinone, or warfarin as active ingredients.



### Spring-loaded bar trap (for use outside of the facility only)

This rodent exterminator consists of a spring-loaded bar and a trip to release it. Food bait such as cheese, bread, or peanut butter is placed on the trip. When a mouse or a rat touches the trip, the spring-loaded bar releases rapidly, killing the rodent.



**Disclaimer:** Display of a product is not a recommendation to the exclusion of other products that may also be suitable. Photos copyright the companies of ownership.